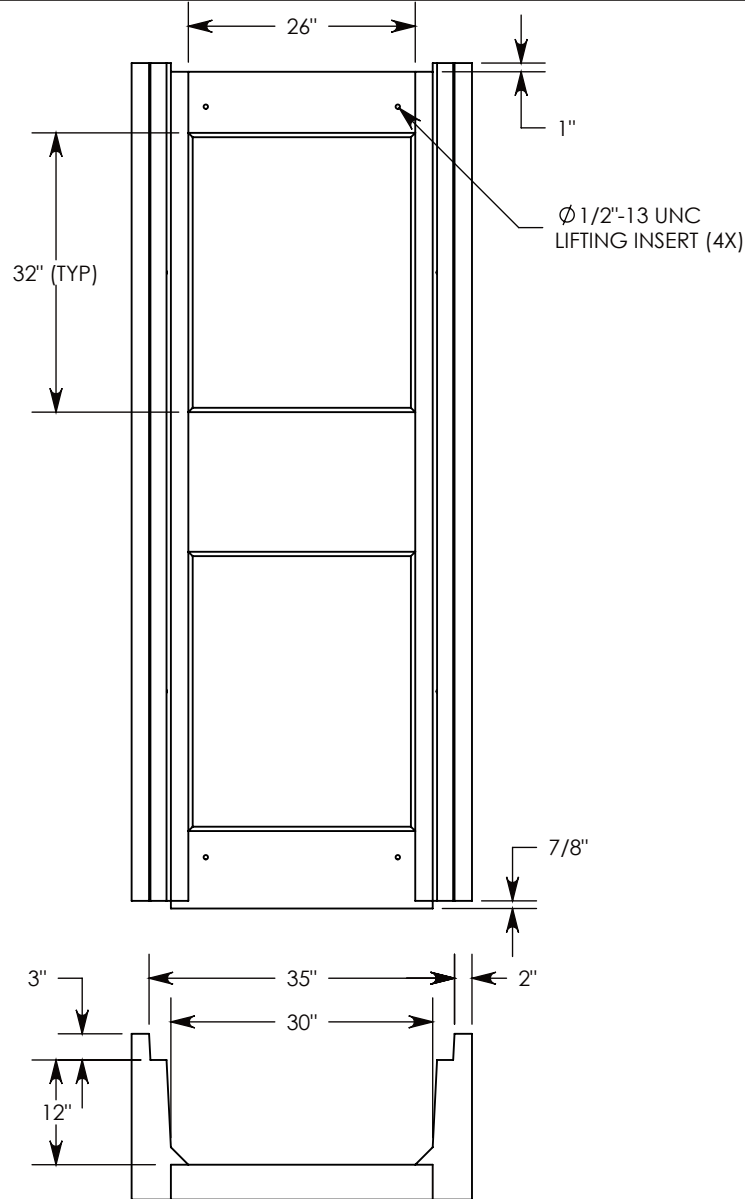
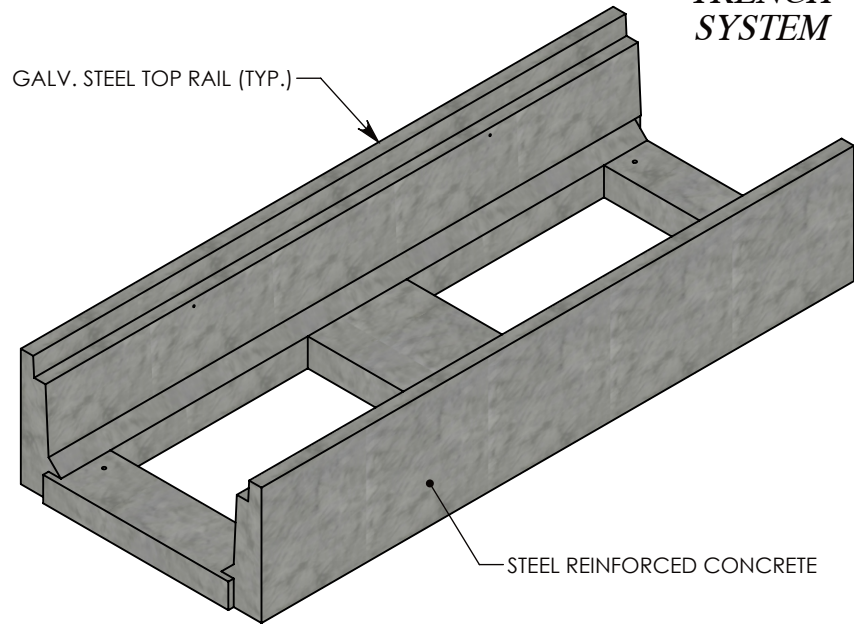


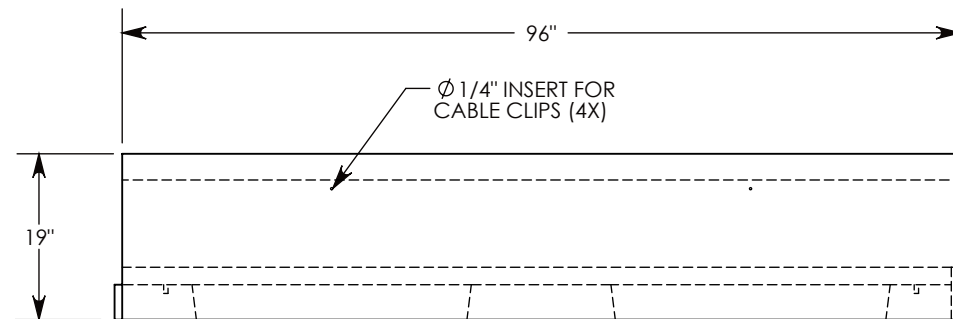
**FIBERCRETE<sup>®</sup>**  
**TRENCH**  
**SYSTEM**



GALV. STEEL TOP RAIL (TYP.)



STEEL REINFORCED CONCRETE



NOTE: FOR NON-STANDARD LENGTHS THE CHANNEL WILL BE SOLID BOTTOM AND DESIGNATED WITH ITS CORRESPONDING LENGTH MEASUREMENT. IE: 8030LT 32"

H-10 RATED - 16,000 LB. PER AXLE LOAD

**DRAWN BY: ROBIN LEWIS**

**DATE: 4/18/2016**

**REVISION LEVEL: 0**

**WEIGHT:**

**1755 LBS.**

**MATERIAL:**

**NOTED**



**DESCRIPTION:**

**LIGHT TRAFFIC CHANNEL**

DIMENSIONS ARE IN INCHES  
 TOLERANCES:  
 FRACTIONAL:  $\pm 1/8\text{'}$   
 ANGULAR:  $\pm 2^\circ$

CONTACT INFORMATION:  
 EMAIL: INFO@CONCASTINC.COM  
 PHONE: (507) 732-4095  
 FAX: (507) 732-4094

SHEET 1 OF 1

**PART NUMBER:**

**8830LT**