
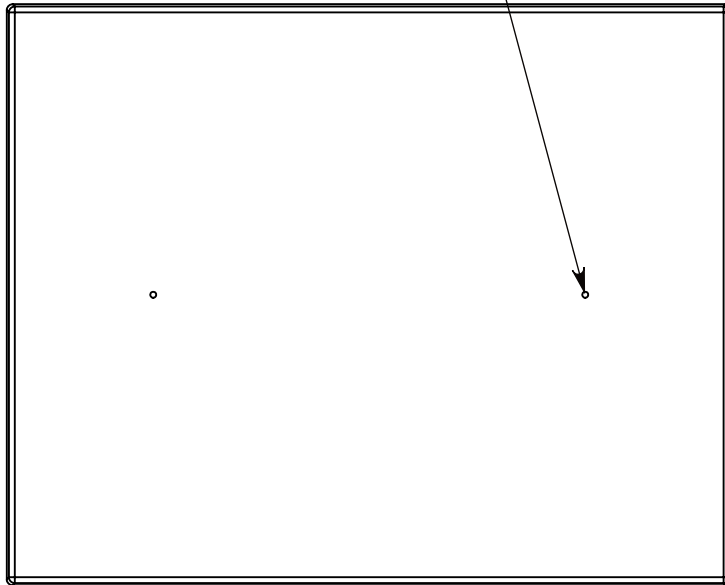

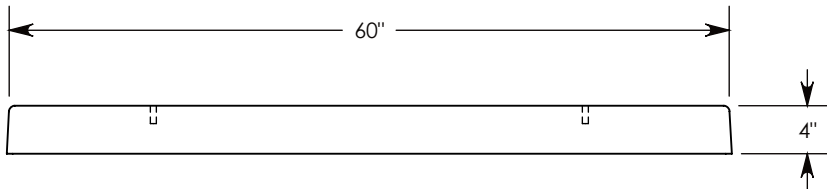


FIBERCRETE®

Ø 1/2"-13UNC INSERT  
FOR LIFTING (2X)  
LOCATIONS MAY VARY



STEEL REINFORCED SOLID CONCRETE



7,500 PSI CONCRETE

UNLESS OTHERWISE DIRECTED, THIS PAD IS SUPPLIED AS SHOWN WITH NO CABLE ROUTING OPENINGS.

**IF OPENINGS ARE REQUIRED, MARK UP THIS DRAWING WITH THEIR LOCATIONS AND SIZES.**

MOUNTING INSERTS ARE TO BE FIELD INSTALLED. CONCAST'S WEDGE ANCHORS ARE IDEAL; SPECIFY QUANTITY AND SIZE ( 3/8" OR 1/2") WHEN ORDERING.

<b>DRAWN BY: ROBIN FLINT</b>		 1010 NORTH STAR DRIVE P.O. BOX 69 ZUMBROTA, MN 55992-0069	<b>DESCRIPTION:</b>	
<b>DATE: 11/20/2013</b>	<b>REVISION LEVEL: 0</b>		<b>CONCRETE FLAT PAD</b>	
<b>WEIGHT:</b>	<b>MATERIAL:</b>		DIMENSIONS ARE IN INCHES TOLERANCES: FRACTIONAL: ± 1/8" ANGULAR: ± 2°	CONTACT INFORMATION: EMAIL: INFO@CONCASTINC.COM PHONE: (507) 732-4095 FAX: (507) 732-4094
<b>950 LBS.</b>	<b>CONCRETE</b>	<b>PART NUMBER:</b>		
		<b>FPS-48-60-4</b>		