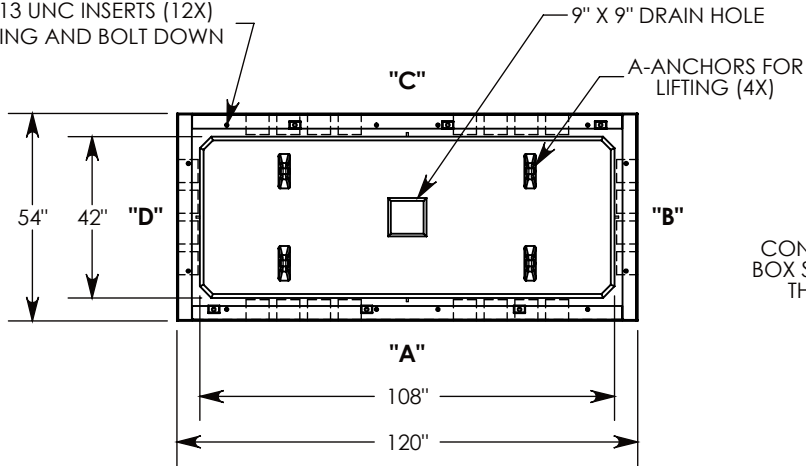


Ø 1/2"-13 UNC INSERTS (12X)
FOR LIFTING AND BOLT DOWN



3/8-16 UNC X 1.5" LG HEX HD BOLT
P/N: HHB.38-1.5 (6X)

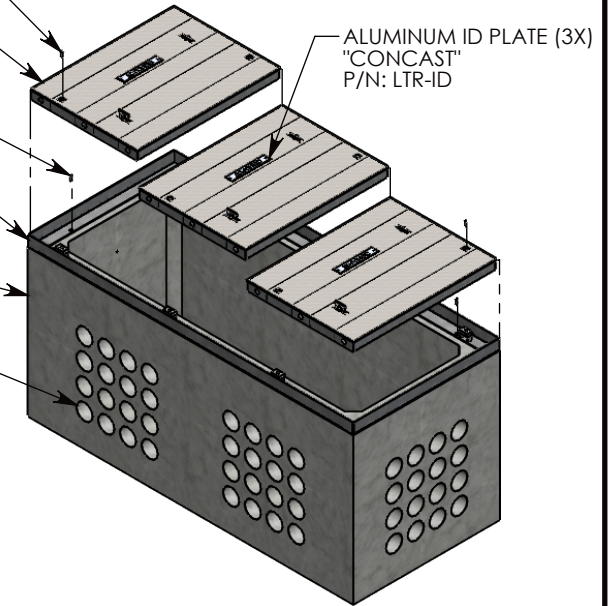
H-20 HEAVY TRAFFIC RATED
GALVINIZED STEEL COVER (3X)
~291 LBS
P/N: 54-40-RSG

1/2-13 UNC X 1.5" LG HEX HD BOLT
P/N: HHB.5-1.5 (12X)

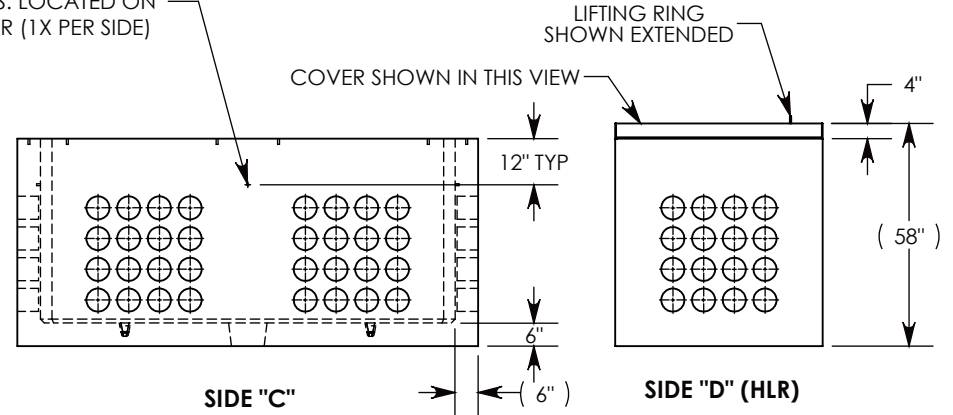
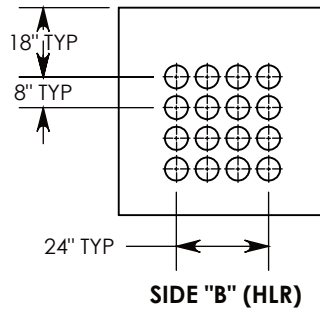
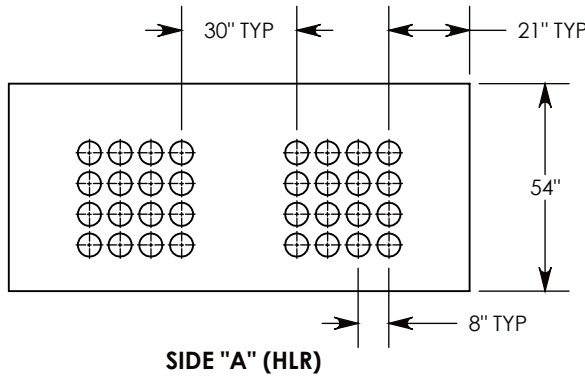
BOLT DOWN GALV. STEEL FRAME
~187 LBS
P/N: 54-120-FRM

CONCRETE PULL BOX
~9630 LBS
P/N: PB166-54-120-54

CON-DUCT TERMINATIONS ARE CAST INTO
BOX SIDEWALLS. SETS OF 16 ON EACH SIDE.
THEY FIT UP TO 6" PVC PIPE. TO ACCESS
THE HOLES, BREAK THE PLASTIC SEAL



Ø 1/2"-13 UNC INSERT (4X) FOR
PULLING EYES. LOCATED ON
BOX INTERIOR (1X PER SIDE)



NOTE 1: FOR ADDED SECURITY, PENTA HEAD (P/N: PTA.5-1.5) OF SURELOCK BOLTS (P/N: SL.38-1.25) CAN BE ADDED

AASHTO H-20 RATED – 32,000 LB. SINGLE AXLE LOAD

DRAWN BY: MALACHI MLINAR

DATE: 5/31/2019

REVISION LEVEL: B

WEIGHT:

10691 LBS. W/COVER

MATERIAL:

NOTED



DESCRIPTION:

PULL BOX W/GALV. STEEL COVERS

DIMENSIONS ARE IN INCHES
TOLERANCES:
FRACTIONAL: ± 1/8"
ANGULAR: ± 2°

CONTACT INFORMATION:
EMAIL: INFO@CONCASTINC.COM
PHONE: (507) 732-4095
FAX: (507) 732-4094

SHEET 1 OF 1

PART NUMBER:

PB166-54-120-54-RSG