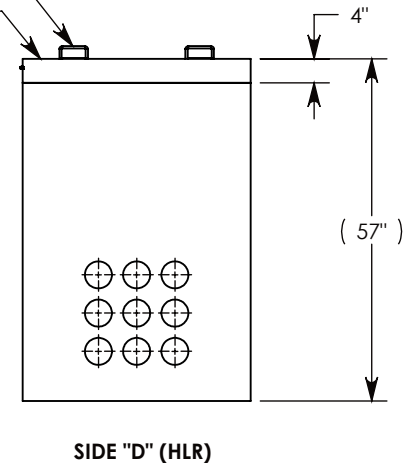
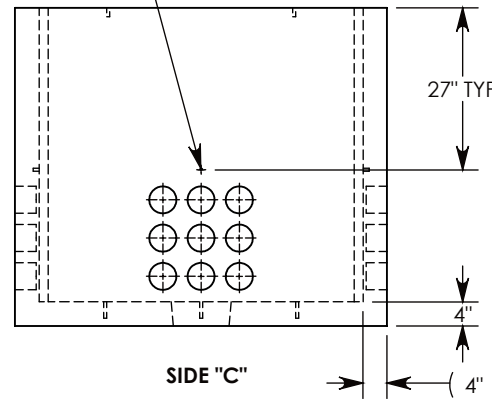
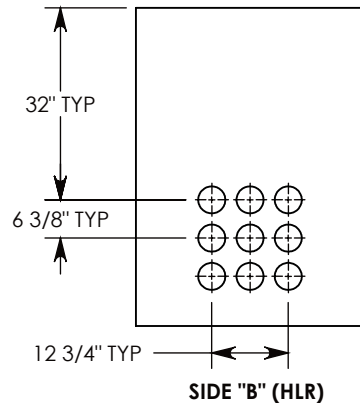
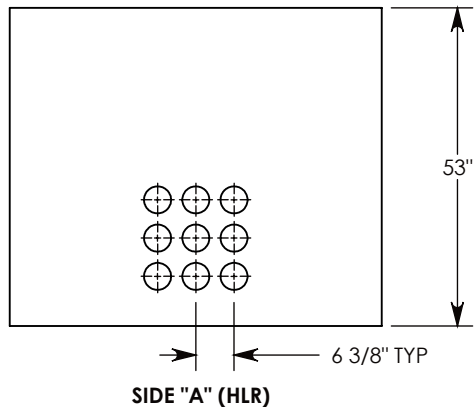


Ø 1/2"-13 UNC INSERT (4X) FOR PULLING EYES. LOCATED ON BOX INTERIOR (1X PER SIDE)

LIFT RING (4X) SHOWN EXTENDED
COVER SHOWN IN THIS VIEW



NOTE 1: FOR PVC SIZES SMALLER THAN 4", USE CONCAST RC41 (REDUCING COUPLER).

NOTE 2: FOR ADDED SECURITY, PENTA HEAD (P/N: PTA.38-2.5) OR SURELOCK BOLTS (P/N: SL.38-2.5) CAN BE ADDED

PEDESTRIAN RATED - 200 LB. PER SQ. FOOT

DRAWN BY: MALACHI MLINAR

DATE: 3/12/2019

REVISION LEVEL: 0

WEIGHT:

3698 LBS.

MATERIAL:

NOTED



DESCRIPTION:

CONCRETE PULL BOX W/ HA COVER

DIMENSIONS ARE IN INCHES
TOLERANCES:
FRACTIONAL: ± 1/8"
ANGULAR: ± 2°

CONTACT INFORMATION:
EMAIL: INFO@CONCASTINC.COM
PHONE: (507) 732-4095
FAX: (507) 732-4094

SHEET 1 OF 1

PART NUMBER:

PB9-38-62-53-HA