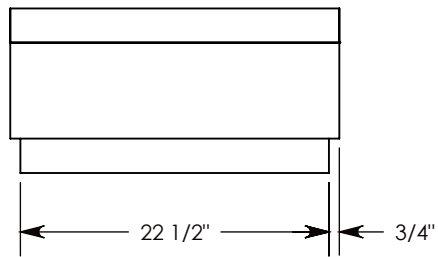
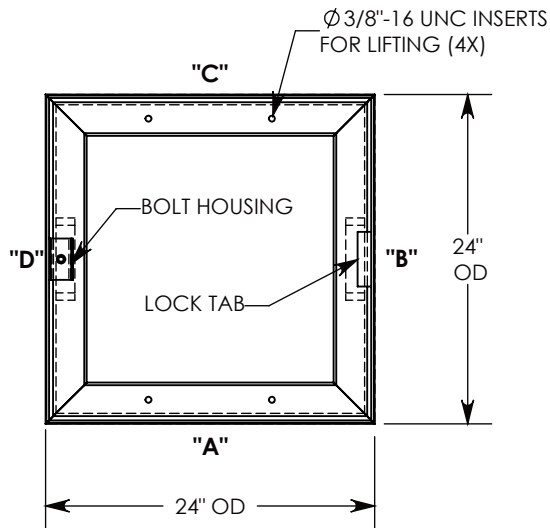
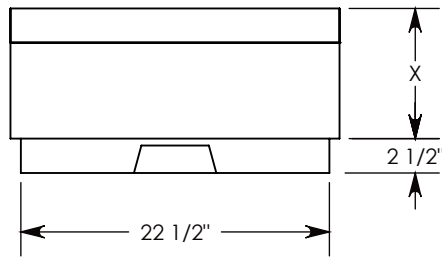


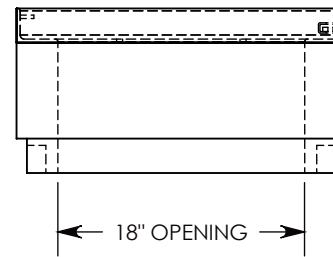
PART NUMBER	"XX" OVERALL HEIGHT	"X" AMOUNT OF EXTENSION	WEIGHT (POUNDS)
FHREX-24-24-12	12"	9.5"	214
FHREX-24-24-18	18"	15.5	337
FHREX-24-24-24	24"	21.5	461
FHREX-24-24-30	30"	27.5	585
FHREX-24-24-36	36"	33.5	709



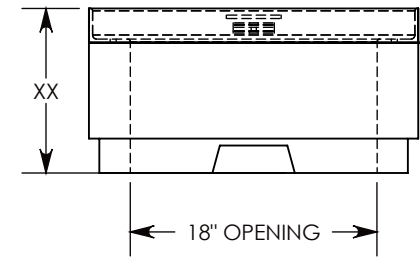
SIDE "A" (HLR)



SIDE "B" (HLR)

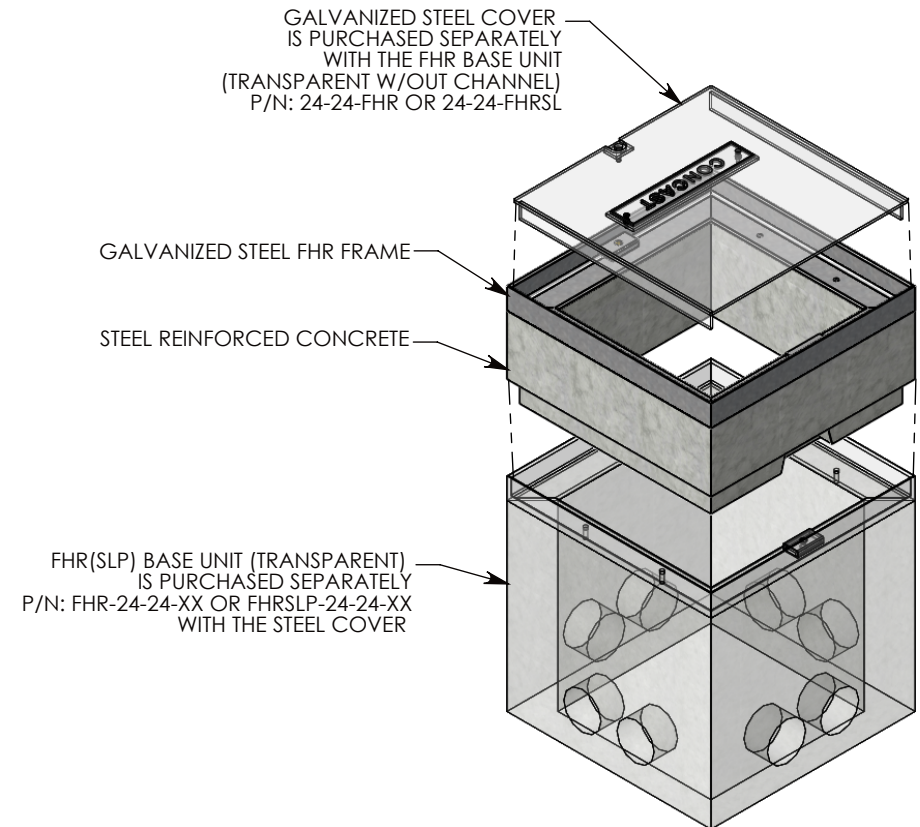


SIDE "C"



SIDE "D"

H20 RATED - 32,000 LB. PER AXLE LOAD.



DRAWN BY: ROBIN FLINT

DATE: 4/10/2013

REVISION LEVEL: 0

WEIGHT:

NOTED

MATERIAL:

NOTED



CONCAST
 1010 NORTH STAR DRIVE
 P.O. BOX 69
 ZUMBROTA, MN 55992-0069

DESCRIPTION:

HEAVY TRAFFIC HANDHOLE EXTENSION

DIMENSIONS ARE IN INCHES
 TOLERANCES:
 FRACTIONAL: ± 1/8"
 ANGULAR: ± 2°

CONTACT INFORMATION:
 EMAIL: INFO@CONCASTINC.COM
 PHONE: (507) 732-4095
 FAX: (507) 732-4094

SHEET 1 OF 1

PART NUMBER:

FHREX-24-24-XX