
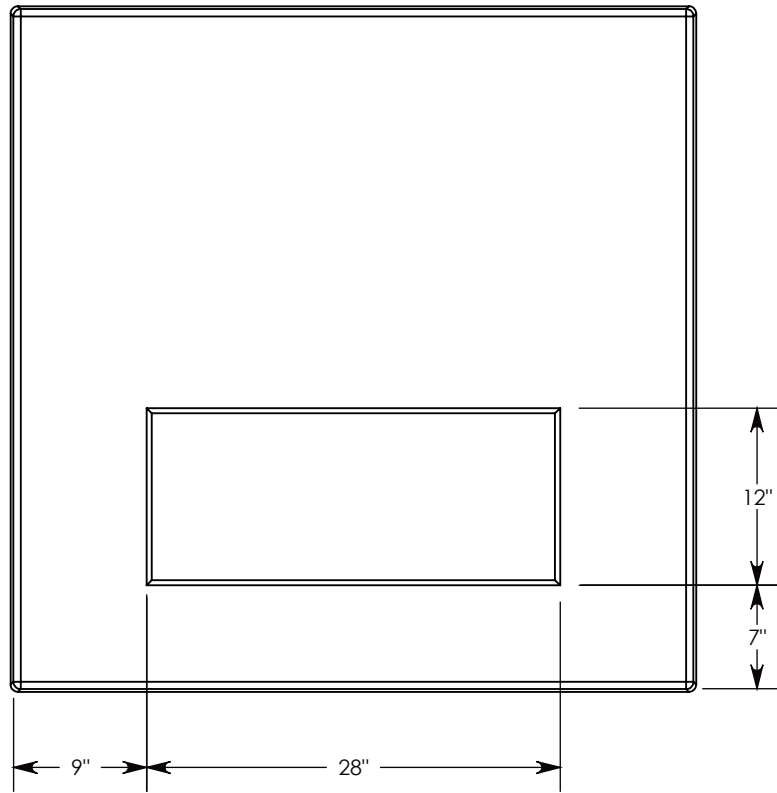
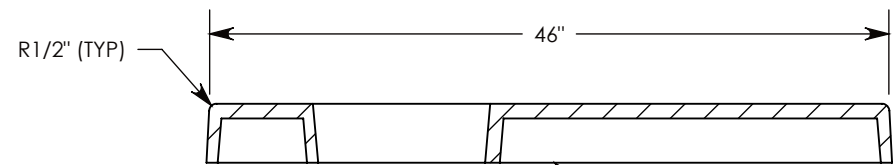
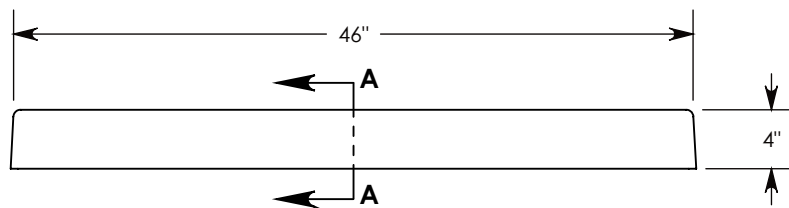


FIBERCRETE<sup>®</sup>



FIBER & STEEL  
REINFORCED CONCRETE



WAFFLE BOTTOM

SECTION A-A

6,000 PSE CONCRETE  
ALL VERTICAL SURFACES HAVE A 5 TO 7 DEGREE DRAFT  
IF SPECIFIC INSERTS OR MOUNTING HARDWARE IS REQUIRED, PLEASE SPECIFY WHEN ORDERING

<b>DRAWN BY: ROBIN FLINT</b>	
<b>DATE: 7/7/2014</b>	<b>REVISION LEVEL: 0</b>
<b>WEIGHT:</b>  236 LBS.	<b>MATERIAL:</b>  CAST FIBERCRETE



**CONCAST**  
1010 NORTH STAR DRIVE  
P.O. BOX 69  
ZUMBROTA, MN 55992-0069

<b>DESCRIPTION:</b> <b>FIBERCRETE FLAT PAD</b>		
DIMENSIONS ARE IN INCHES TOLERANCES: FRACTIONAL: ± 1/8" ANGULAR: ± 2°	CONTACT INFORMATION: EMAIL: INFO@CONCASTINC.COM PHONE: (507) 732-4095 FAX: (507) 732-4094	SHEET 1 OF 1
<b>PART NUMBER:</b> <b>FP-46-46-4-1228 (7)</b>		