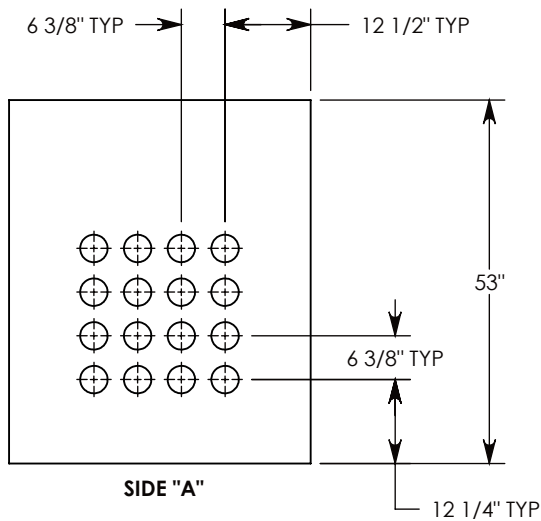
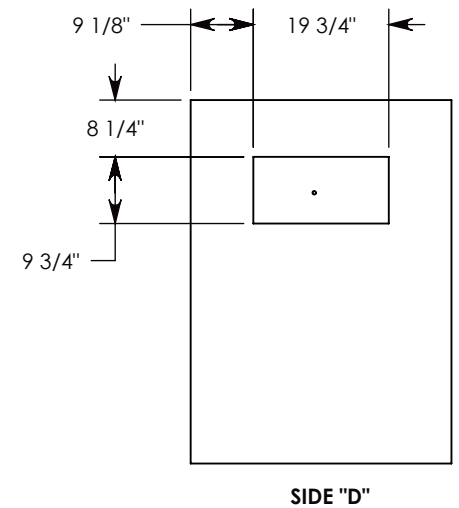
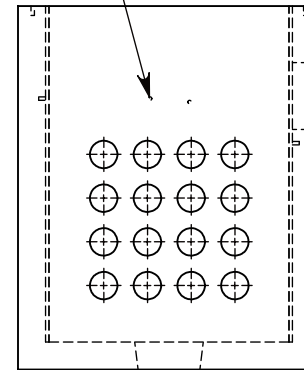



CON-DUCT TERMINATORS ARE CAST INTO BOX SIDE WALLS. 16 PER SIDE (2X) THEY FIT UP TO 4" PVC PIPE. TO ACCESS THE HOLES, BREAK THE PLASTIC SEAL.

SLIGHT DAMAGE IN THIS AREA



$\phi 1/2$ "-13 UNC INSERT (4X) FOR PULLING EYES. LOCATED ON BOX INTERIOR (1X PER SIDE)



DRAWN BY: MALACHI MLINAR

DATE: 7/3/2019

REVISION LEVEL: 0

WEIGHT:

2716 LBS.

MATERIAL:

CONCRETE

CONCAST
1010 NORTH STAR DRIVE
P.O. BOX 69
ZUMBROTA, MN 55992-0069

DESCRIPTION:

CONCRETE PULL BOX

DIMENSIONS ARE IN INCHES
TOLERANCES:
FRACTIONAL: $\pm 1/8$ "
ANGULAR: $\pm 2^\circ$

CONTACT INFORMATION:
EMAIL: INFO@CONCASTINC.COM
PHONE: (507) 732-4095
FAX: (507) 732-4094

SHEET 1 OF 1

PART NUMBER:

PB-38-44-53-S24